



**KEDIA** ADVISORY

# DAILY COTTON REPORT

10 Jan 2025

- **COTTON**
- **COCUDAKL**
- **KAPAS**
- **COTWASOIL**

**Kedia Stock & Commodities Research Pvt. Ltd.**

Research Advisory | White Labelling | Digital Marketing



## Cotton Complex

Commodity	Expiry	Open	High	Low	Close	% Change
COTTONCANDY	31-Jan-25	54600.00	54600.00	54550.00	54590.00	-0.42
COCUDA KL	20-Feb-25	2,788.00	2,797.00	2,776.00	2,786.00	-0.32
COCUDA KL	20-Mar-25	2,822.00	2,825.00	2,806.00	2,816.00	-0.49
KAPAS	30-Apr-25	1,510.50	1,511.00	1,504.00	1,505.50	-0.46
COTWASOIL	20-Feb-25	1,230.00	1,230.00	1,230.00	1,230.00	-0.02

## International Rates

Commodity	Price	Open	High	Low	% Chg
US COTTON	68.54	68.54	68.56	68.54	0.45
ZCE COTTON	13405.00	13435.00	13435.00	13380.00	-0.19
ZCE COTTON YARN	18700.00	18900.00	18900.00	18500.00	1.63

Cottoncandy prices eased by 0.42% to close at ₹54,590 as global cotton production for the 2024-25 crop year is projected to rise by 1.2 million bales to 117.4 million. This increase is primarily attributed to higher output in India and Argentina. In contrast, North India's cotton-producing states—Punjab, Haryana, and Rajasthan—reported a sharp 43% drop in kapas arrivals until November 30 compared to last year, creating raw material shortages for ginners and spinners, particularly in Punjab. India's cotton imports are estimated at 25 lakh bales for 2024-25, up from 15.2 lakh bales last season, with around 9 lakh bales already arriving at ports by November 2024. The domestic closing stock for September 2025 is expected to decline to 26.44 lakh bales, compared to 30.19 lakh bales in the previous year. Global production increases for India, Argentina, Benin, and Brazil have contributed to the projected rise in output, while smaller harvests are expected for Mali and Burkina Faso. World consumption is forecasted to increase by 570,000 bales, driven by higher demand from India, Pakistan, and Vietnam, despite a reduction in Chinese consumption. The market saw long liquidation, with open interest remaining unchanged at 422 contracts. Cottoncandy prices face immediate support at ₹54,560, with a potential downside target of ₹54,530. On the upside, resistance is likely at ₹54,610, and a breach above this level could push prices to ₹54,630.

## Spot Rates

Commodity	Location	Price	% Chg
29 mm Cotton	राजकोट	25,908.40	-0.27
29 mm Cotton	कादी	25,994.80	0.23

## Open Interest Snapshot

Commodity	Expiry	% Change	% Oi Change	Oi Status
COTTONCANDY	31-Jan-25	-0.42	0.00	Long Liquidation

## Technical Chart



**BUY COTTONCANDY JAN @ 54700 SL 5400 TGT 55000-55300. MCX**

## Trading Levels

Commodity	Expiry	Close	R2	R1	PP	S1	S2
COTTONCANDY	31-Jan-25	54590.00	54630.00	54610.00	54580.00	54560.00	54530.00

## Spot Rates

Commodity	Location	Price	% Chg
Cotton Seed Oilcake	आकोला	2,761.10	-0.14
Cotton Seed Oilcake	कादी	2,770.05	-0.85

## Open Interest Snapshot

Commodity	Expiry	% Change	% Oi Change	Oi Status
COCUDAKL	20-Feb-25	-0.32	0.41	Fresh Selling
COCUDAKL	20-Mar-25	-0.49	18.82	Fresh Selling

## Technical Chart



**SELL COCUDAKL FEB @ 2800 SL 2840 TGT 2760-2720. NCDEX**

## Trading Levels

Commodity	Expiry	Close	R2	R1	PP	S1	S2
COCUDAKL	20-Feb-25	2,786.00	2807.00	2786.00	2786.00	2775.00	2765.00
COCUDAKL	20-Mar-25	2,816.00	2835.00	2816.00	2816.00	2807.00	2797.00

## Spot Rates

Commodity	Location	Price	% Chg
Kapas	राजकोट	1,431.45	-0.21
Kapas	कादी	1,439.90	0.22

## Open Interest Snapshot

Commodity	Expiry	% Change	% Oi Change	Oi Status
KAPAS	30-Apr-25	-0.46	-0.08	Long Liquidation

## Technical Chart



**SELL KAPAS APR @ 1510 SL 1520 TGT 1500-1490. NCDEX**

## Trading Levels

Commodity	Expiry	Close	R2	R1	PP	S1	S2
KAPAS	30-Apr-25	1,505.50	1514.00	1510.00	1507.00	1503.00	1500.00

## Spot Rates

Commodity	Location	Price	% Chg
Cotton Wash Oil - Kadi	कादी	1,211.25	-0.08

## Open Interest Snapshot

Commodity	Expiry	% Change	% Oi Change	Oi Status
COTWASOIL	20-Feb-25	-0.02	0.00	Long Liquidation

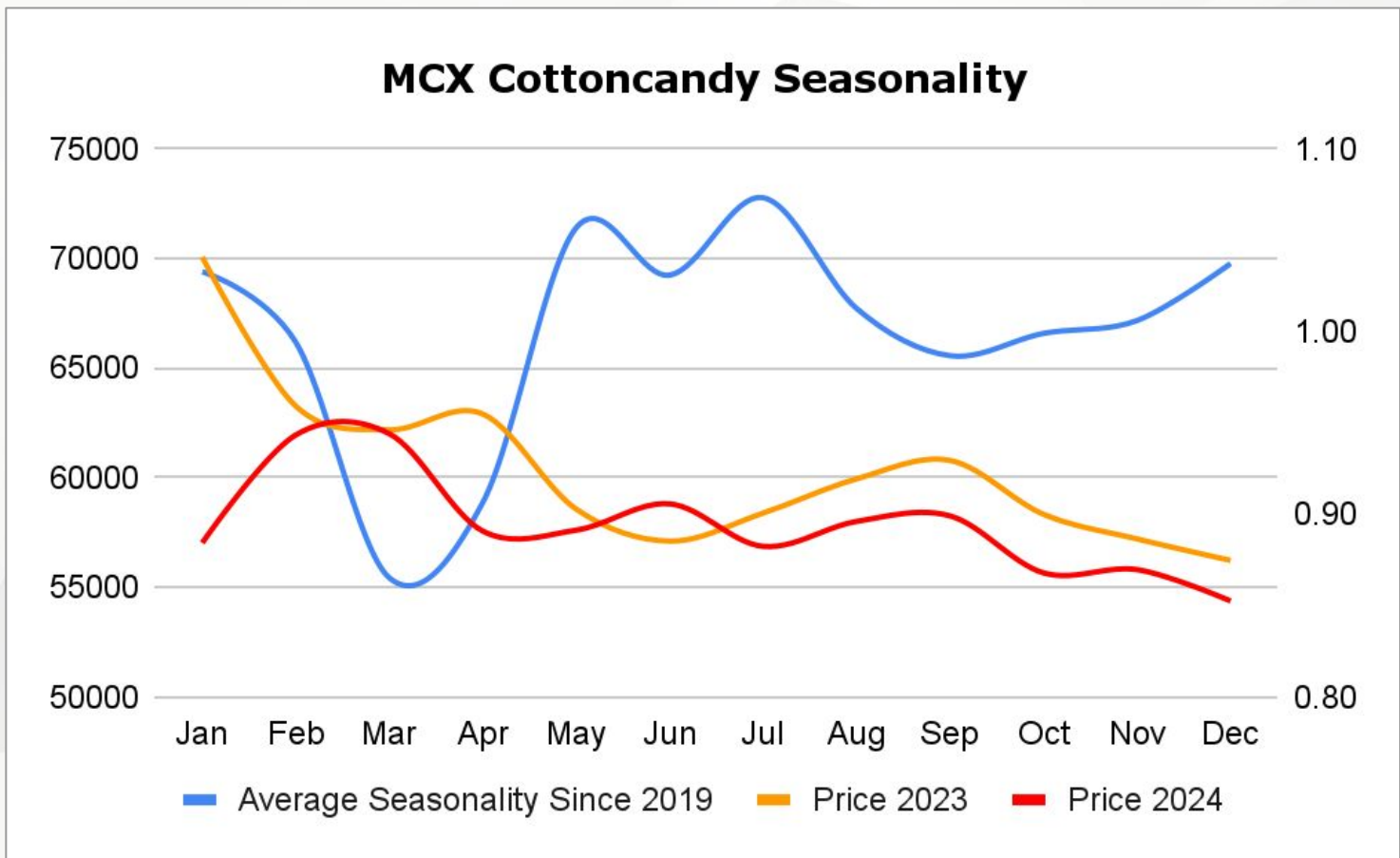
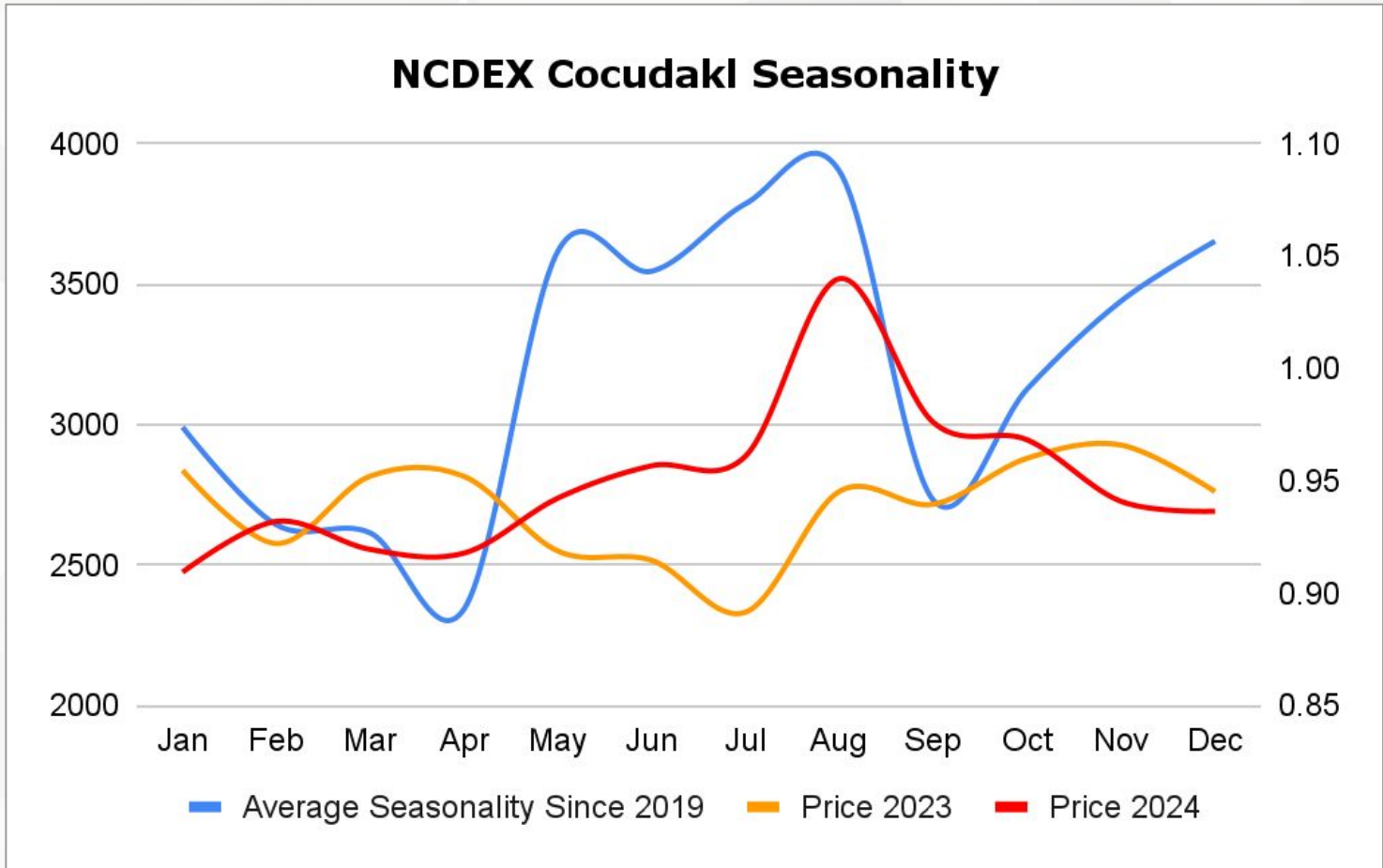
## Technical Chart




**SELL COTWASOIL FEB @ 1235 SL 1245 TGT 1225-1215. NCDEX**

## Trading Levels

Commodity	Expiry	Close	R2	R1	PP	S1	S2
COTWASOIL	20-Feb-25	1,230.00	1230.00	1230.00	1230.00	1230.00	1230.00





## DISCLAIMER

KEDIA ADVISORY

This Report is prepared and distributed by Kedia Stocks & Commodities Research Pvt Ltd. Our SEBI REGISTRATION NUMBER - INH000006156. for information purposes only. The recommendations, if any, made herein are expressions of views and/or opinions and should not be deemed or construed to be neither advice for the purpose of purchase or sale through KSCRPL nor any solicitation or offering of any investment /trading opportunity. These information/opinions/ views are not meant to serve as a professional investment guide for the readers. No action is solicited based upon the information provided herein. Recipients of this Report should rely on information/data arising out of their own investigations. Readers are advised to seek independent professional advice and arrive at an informed trading/investment decision before executing any trades or making any investments. This Report has been prepared on the basis of publicly available information, internally developed data and other sources believed by KSCRPL to be reliable. KSCRPL or its directors, employees, affiliates or representatives do not assume any responsibility for or warrant the accuracy, completeness, adequacy and reliability of such information/opinions/ views. While due care has been taken to ensure that the disclosures and opinions given are fair and reasonable, none of the directors, employees, affiliates or representatives of KSCRPL shall be liable for any direct, indirect, special, incidental, consequential, punitive or exemplary damages, including lost profits arising in any way whatsoever from the information/opinions/views contained in this Report. The possession, circulation and/or distribution of this Report may be restricted or regulated in certain jurisdictions by appropriate laws. No action has been or will be taken by KSCRPL in any jurisdiction (other than India), where any action for such purpose (s) is required. Accordingly, this Report shall not be possessed, circulated and/ or distributed in any such country or jurisdiction unless such action is in compliance with all applicable laws and regulations of such country or jurisdiction. KSCRPL requires such a recipient to inform himself about and to observe any restrictions at his own expense, without any liability to KSCRPL. Any dispute arising out of this Report shall be subject to the exclusive jurisdiction of the Courts in India.

**KEDIA ADVISORY**

**KEDIA STOCKS & COMMODITIES RESEARCH PVT LTD**

Mumbai, India

SEBI REGISTRATION NUMBER - INH000006156

For more details, please contact: +91 93234 06035 / 96195 51022

Email: [info@kediaadvisory.com](mailto:info@kediaadvisory.com)

Regd.Off.: 1, 2, 3 & 4, 1st Floor, Tulip Bldg, Flower Valley Complex, Khadakpada Circle,  
Kalyan-(W), Mumbai-421301